

# koaty™

CW125

## CORE WIRELESS KEYBOARD & MOUSE COMBO



Dear Valued Customer,

We appreciate your trust in our products and sincerely thank you for selecting Koaty product. Your choice means a lot to us.

We're committed to providing you with a great experience. If you have any suggestions for improvement, or a new product idea please share them with us. Your feedback is invaluable.

Wishing you a fantastic experience with our product!

Best Regards,  
Team Koaty





## INSTRUCTION MANUAL

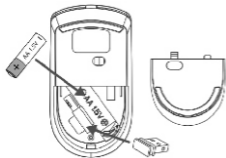
PLEASE READ ALL INSTRUCTIONS CAREFULLY  
AND RETAIN FOR FUTURE USE

### Package Contents

Wireless Keyboard  
Wireless optical Mouse  
User Manual  
Nano Receiver (USB)  
AA Battery & AAA Battery

### Mouse Installation Guide

1. Pull the battery compartment cover release latch at the bottom of your mouse and remove the battery compartment cover from your mouse.
2. Draw out the Nano Receiver stored in the bottom of your mouse in the battery compartment.
3. Install AA battery into your mouse, replace the battery compartment cover back onto your mouse until it securely locks.



4. Plug the Nano receiver into an USB Port on your computer.



Plug the Nano receiver into a  
free USB port on your PC

5. Your wireless optical mouse is now ready to use.

## Multimedia Keyboard layout



### Keyboard Multimedia key Functions

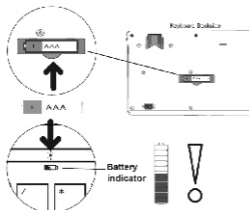
FN+F1		Open Media Play	FN+F2		Decrease Volume(-)
FN+F3		Increase Volume(+)	FN+F4		Mute
FN+F5		Previous Track	FN+F6		Next Track
FN+F7		Play/Pause	FN+F8		Stop
FN+F9		Open Browser	FN+F10		Open Email
FN+F11		Open My Computer	FN+F12		Open Bookmarks

The Multimedia keys function above is based on Windows 10 systems, it may vary slightly based on different brand devices and operating system versions.

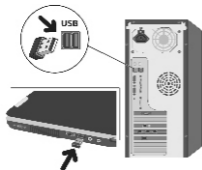


## Keyboard Installation Guide

Step 1. Open the battery cover and install the battery as per the terminals shown. Replace the battery cover.



Step 2. Insert the USB nano receiver into your computer's USB port.



**Note:** If no keys are pressed on the keyboard within a period of 10 minutes, the keyboard will automatically go into sleep mode. To "Wake up" the keyboard from sleep mode, press any key.

## Specifications

Working Frequency: 2.4GHz

Rating: 1.5V $\approx$ 5mA

Dimension 441 x 138 x 23 mm

System requirements : Windows®10 or later, Mac OS 10.10 or later.



### **Care and Maintenance:**

Read the following recommendation before using the product. The product contains Class 1 LED. Operating temperature between 0° C and 40° C

### **Use Guidelines: Safe & Proper Use of Your Product**

- Do not open or modify the product except for battery removal and replacement.
- Do not disassemble or attempt to service this product because there is a risk of radiation exposure, which could injure you.
- Do not direct the infrared/laser beam at anyone's eye or a reflective object.
- Do not immerse product in any liquid or expose to heat or moisture.
- If product is exposed to out-of-range temperature environments, power off the device until temperature has stabilized within the specified operating temperature range.
- This is not a Children's Product and is not designed or intended primarily for use by children under 10 years old. Supervise all children using this product
- This product is safe under normal and reasonably foreseeable operating conditions. If the product is operating improperly, contact Koaty support.
- Batteries, electronic and electrical equipment should not be disposed of with household waste. Wherever possible, they should be segregated and brought to an appropriate collection point to enable recycling and avoid potential impacts on the environment and human health.

### **Koaty Limited Hardware warranty -**

- Koaty warrants that its hardware product shall be free from defects in materials and workmanship for the length of time identified on your product package beginning from the date of original retail purchase.
- Product must be returned to Koaty for any service or repair.
- Any changes or modifications to the product that are not expressly approved by Koaty may void the user's authority to operate the equipment and your warranty.
- Koaty's entire liability and your exclusive remedy for any breach of warranty shall be, at Koaty' option, to repair or replace a functional equivalent of the product.
- Koaty's Limited Warranty covers only those defects that arise as a result of normal use of the product and does not cover any other defects, issues, or problems, including those that arise as a result of
  - 1.Improper maintenance, unauthorized modification or service, loss or damage in transit, or malicious code not introduced by Koaty.
  - 2.Software, media, parts, or supplies not provided or supported by Koaty, including interoperability or compatibility problems;
  - 3.Operation outside the product specifications;
  - 4.Accident, misuse, liquid spills, abuse, contamination or other causes that are not defects in materials or workmanship.



- As with all batteries, the maximum capacity of any battery included in the Koaty Hardware Product will decrease with time or use and battery life cycle will vary depending on product model, configuration, loaded applications, features, use, wireless functionality, and power management settings. Accordingly, a decrease in maximum battery capacity or battery life cycle is not a defect in materials or workmanship, and this Limited Warranty does not cover changes in battery capacity or battery life cycle.
- Koaty has no obligation to replace or refund and cannot repair until you return the defective product to Zora Technologies.
- Koaty Hardware Products presented for repair may be replaced by refurbished Hardware Products of the same type rather than being repaired; refurbished parts may be used to repair Hardware Products; and replaced or repaired Hardware Products will be functionally equivalent in performance and reliability to original products that have been discontinued.

#### **WARNING**

- **WARNING!** Risk of explosion if battery is replaced by an incorrect type. Dispose of used batteries according to the instructions issued by your local authority.
- **WARNING!** To reduce the risk of fire or burns, do not disassemble, crush, or puncture; do not short external contacts; do not dispose of in fire or water.
- **WARNING!** Keep the battery away from children.

#### **Troubleshooting :**

- Wireless technology works up to a 30-foot transmission distance but signal may be shortened due to obstructions or when battery is low.
- If connection is lost: turn mouse and keyboard off, remove the battery, and unplug the USB dongle. Wait a few seconds, then insert battery back into mouse and keyboard, and plug dongle back in. This should reset the connection.
- If above connection reset doesn't work, remove the battery from the mouse, wait for few seconds, then plug in the receiver first, then press the right button + left button, and insert the battery.
- For Keyboard, remove the dongle and battery, reinsert the battery, press and hold Esc + Q for three seconds then the plug in the receiver/dongle. Hold Esc+Q till the LED on the keyboard stabilises.

Koaty is a Zora Technologies Trademark.

All other Third party logos are registered trademarks of their respective owners.

